





MOTOR FINISH

 Satin Black | Satin Black

BLADE FINISHES

Satin Natural Black

 Dimmable  Wet Rated  DC Motor

 Integrated LED  Energy Efficient

 Selectable CCT  Energy Star

AIR PERFORMANCE

| | | | |
|------------------------------------------------|----------------------------------------------|-------------------------------------------------------|------------------------------------------------------------|
| AIRFLOW Cubic Ft. Per Minute On High | RPM Revolutions Per Minute On High | POWER USAGE Watts On High (Excludes Lights) | AIRFLOW EFFICIENCY Cubic Ft. Per Minute Per Watt |
| 7080 | 165 | 31.4 | 225 |

SPECIFICATIONS

| Performance | | | |
|----------------------------|------------------|------------------------------------|-------------------------|
| CFM (High) | 7080 | Watts (High) | 31.4 |
| RPM (High) | 165 | Airflow Efficiency CFM/W (High) | 225 |
| Motor Specifications | | | |
| Motor Type | DC Brushless | Amps (High) | 0.46 |
| Motor Size | 100 x 30 | | |
| Mounting/Installation | | | |
| Interior/Exterior | Exterior Product | Mounting Style | Downrod |
| Location Rating | Wet | Lead Wire Length | 78 " |
| Low Ceiling Adaptable | No | Minimum Distance From Fan To Floor | 8 feet |
| Slope Ceiling Kit Included | No | Weight | 13.86 LBS |
| Max Stem Tilt | 15 ° | | |
| Downrod 1 - Dimensions | | | |
| Blade Sweep | 54 " | Ceiling To Blade | 10.25 " |
| Downrod Included | Yes | Canopy Depth | 5.25 " |
| Downrod 1 | 1.00 x 4.00 | Canopy Height | 2.5 " |
| Overall Height | 13.25 " | Canopy Width | 5.25 " |
| Light Source | | | |
| Downlight Option | Integrated | # Of Bulbs/LED Modules | 1 |
| Light Source | LED Integrated | Dimmable | Yes |
| Lamp Included | Integrated | Dimmable Notes | Dimmable to minimum 10% |
| Lamp Type | Integrated | Diffuser Description | Etched Cased Opal |
| Electrical | | | |
| Input Voltage | 120 V | Battery Included | Yes |

CCT Data (Performance Metrics At 3000K)

| | | | |
|-----------------------------|--------------|----------------------------------|-------------|
| CCT | Selectable | Delivered Efficacy (Lumens/Watt) | 80 |
| Color Rendering Index (CRI) | 90 | Rated Life | 40000 hours |
| Color Temperatures | 3000K, 5000K | | |

Certifications/Qualifications

| | | | |
|--------------------------------|------------|-----------------------|-----|
| Energy Star Title 20 Compliant | Yes Yes | Reese's Law Compliant | Yes |
|--------------------------------|------------|-----------------------|-----|

FIXTURE ATTRIBUTES

Blade Finish & Specs

| | | | |
|-------------------|---------------------|-----------------|---------------------------------|
| Number Of Blades | 3 | Blade Material | Acrylonitrile Butadiene Styrene |
| Blades Reversible | No | Blade Pitch | 13 ° |
| Blade Finish 1 | Satin Natural Black | Blades Included | Yes |

Included Control

| | | | |
|----------------------------|---------------------------|-----------------------|---------------------------|
| Fan Primary Control System | 6 Speed DC CoolTouch-Full | # Of Speeds | 6 |
| Remote Included | Yes | Limited/Full Function | 6 Speed DC CoolTouch-Full |
| Remote Type | 6 Speed DC CoolTouch-Full | | |

Product/Ordering Information

| | | | |
|--------|-------------|-----|--------------|
| Sku | 310254SBK | UPC | 783927044189 |
| Finish | Satin Black | | |

Housing

| | |
|------------------|-------|
| Primary Material | Steel |
|------------------|-------|

Warranty

kichler.com/warranty

ALSO IN THIS FAMILY



310254NI



310254WH

You Can See All Products In This Family By Searching Kichler.com